



# FISCAL SUMMARY

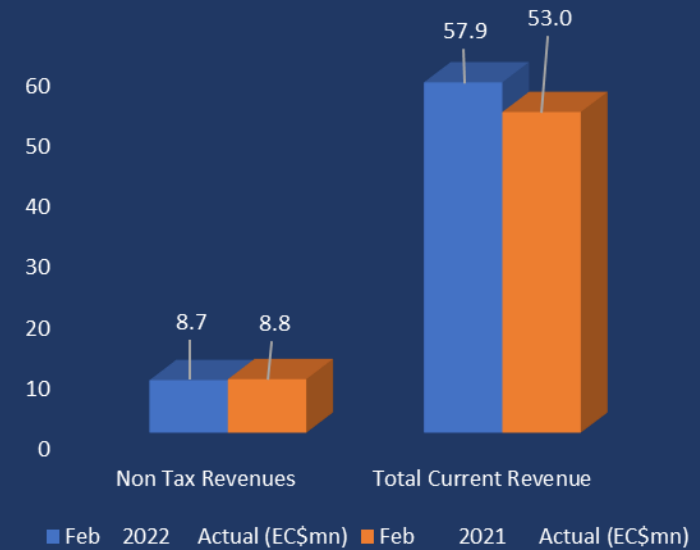
## February 2022

1. Current Revenue for February 2022 was \$57.9m, which was \$3.8m more than the February 2022 target and \$4.9m more than the collections for February 2021.
2. Total Grants received in February 2022 amounted to \$6.9m, which was \$5.4m less than the target and \$9.6m less than the amount spent in February 2021.
3. Total Current Expenditure, excluding principal repayments for the month of February was \$51.8m, which was \$2.6m less than the \$54.4m targeted.
4. Capital Expenditure in February 2022 was \$20.6m, \$6.6m more than the amount spent in February 2021 but below the \$22.6m targeted for the month this year.
5. A primary balance (including grants) of \$-5.8m was recorded for the month of February 2022, which was \$2.5m more than the month's target and \$-11.6m less than the amount recorded in February 2021.
6. Principal Repayments on Debt for February 2022 was \$13.0m, while interest payments totaled \$2.2m.



# REVENUE BY TAX CATEGORIES

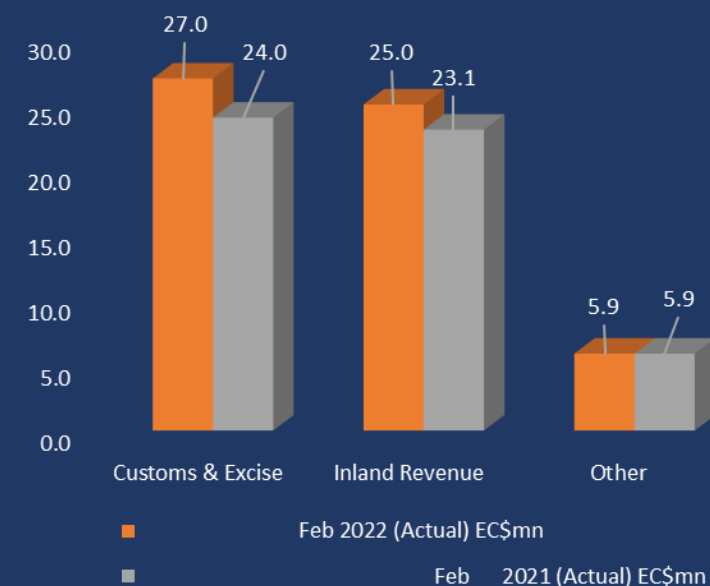
Revenue Category (Details)	February 2022 Actual (EC\$m)	February 2021 Actual (EC\$m)	Variance (EC\$m)
Taxes on Income and Profit	9.7	8.4	1.3
Taxes on Property	1.9	3.3	-1.4
Taxes on Goods & Services	10.6	8.5	2.1
Taxes on International Transactions	27.0	24.0	3.0
Non-Tax Revenues	8.7	8.8	-0.1
<b>Total Current Revenue</b>	<b>57.9</b>	<b>53.0</b>	<b>4.9</b>





# REVENUE COLLECTION BY MAJOR DIVISIONS


	February 2022 (Target) EC\$m (a)	February 2022 (Actual) EC\$m (b)	February 2021 (Actual) EC\$m (c)	Variance (2022 Actual vs. 2022 Target) EC\$m (b - c)	Variance (2022 Actual vs. 2021 Actual) EC\$m (b - a)
Customs & Excise	25.7	27.0	24.0	1.3	3.0
Inland Revenue	24.4	25.0	23.1	0.6	1.9
Other	4.0	5.9	5.9	1.9	0.0
<b>Total Revenue</b>	<b>54.1</b>	<b>57.9</b>	<b>53.0</b>	<b>3.8</b>	<b>4.9</b>





# RECURRENT EXPENDITURE BY CATEGORY

	February 2022 Target EC\$m (a)	February 2022 Actual EC\$m (b)	February 2021 Actual EC\$m (c)	Variance (2022 Actual vs 2022 Target) EC\$m (b – a)	Variance (2022 Actual vs 2021 Actual) EC\$m (b – c)
Employee Compensation (Wages, Salaries, Allowances & Employees Social Contributions )	25.2	23.0	23.3	-2.2	-0.3
Goods & Services	12.5	11.6	13.4	-0.9	-1.8
Interest Payments	2.7	2.2	2.1	-0.5	0.1
Transfers & Subsidies	14.0	15.0	12.5	1.0	2.5
<b>Total (Current Exp.)</b>	<b>54.4</b>	<b>51.8</b>	<b>51.3</b>	<b>-2.6</b>	<b>0.5</b>



# FISCAL SUMMARY

	February 2022 (Target) EC\$mn (a)	February 2022 (Actual) EC\$mn (b)	February 2021 (Actual) EC\$mn (c)	Variance (2022 Actual vs 2022 Target) EC\$mn (b - a)	Variance (2022 Actual vs 2021 Actual) EC\$mn (b - c)
<b>Total Revenues &amp; Grants</b>	<b>66.0</b>	<b>64.4</b>	<b>69.1</b>	-1.6	-4.7
Revenues	54.1	57.9	53.0	3.8	4.9
Grants	11.9	6.5	16.1	-5.4	-9.6
<b>Total Expenditure (excl. Principal Repayments)</b>	<b>77.0</b>	<b>72.4</b>	<b>65.4</b>	-4.6	7.0
Recurrent Expenditure	54.4	51.8	51.4	-2.6	0.4
o/w: Interest Payments	2.7	2.2	2.1	-0.5	0.1
Capital Expenditure	22.6	20.6	14.0	-2.0	6.6
<b>Primary Balance</b>	<b>-8.3</b>	<b>-5.8</b>	<b>5.8</b>	2.5	-11.6
<b>Overall Balance</b>	<b>-11.0</b>	<b>-8.0</b>	<b>3.7</b>	3.0	-11.7
<i>CBI Receipts</i>		<b>22.4</b>	<b>32.4</b>	-	<b>-10.0</b>
<i>Government</i>		<b>4.4</b>	<b>4.3</b>	-	<b>0.1</b>
<i>Approved Projects</i>		<b>16.9</b>	<b>21.6</b>	-	<b>-4.7</b>
<i>NTF</i>		<b>1.1</b>	<b>6.5</b>	-	<b>-5.4</b>