



FISCAL SUMMARY

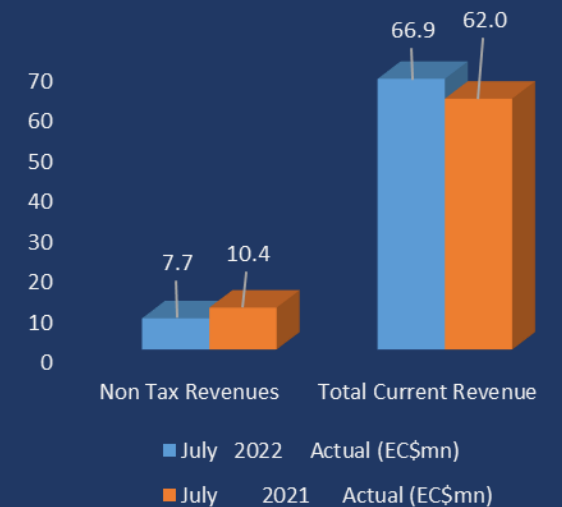
July 2022

1. Current Revenue for July 2022 was \$66.9m, which was \$5.9m more than the 2022 target and \$4.9m more than the collections for July 2021.
2. Total Grants received in July 2022 amounted to \$6.1m which was \$10.3m less than the target and \$7.9m less than the amount spent in July 2021.
3. Total Current Expenditure, excluding principal repayments for the month of July was \$54.5m, which was \$0.4m less than the \$58.9m targeted.
4. Capital Expenditure in July 2022 was \$18.6m, \$2.7m more than the amount spent in July 2021 and below the \$31.2m targeted for the month this year.
5. A primary balance (including grants) of \$2.9m was recorded for the month of July 2022, which was \$8.0m more than the month's target and \$7.6m less than the amount recorded in July 2021.
6. Principal Repayments on Debt for July 2022 was \$51.3m, while interest payments totaled \$3.0m.



REVENUE BY TAX CATEGORIES

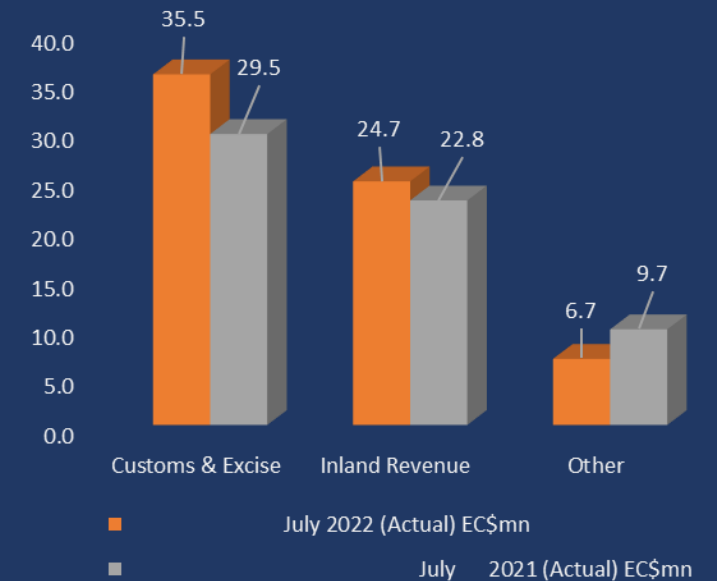
Revenue Category (Details)	July 2022 Actual (EC\$mn)	July 2021 Actual (EC\$mn)	Variance (EC\$mn)
Taxes on Income and Profit	9.6	9.6	0.0
Taxes on Property	1.7	2.0	(0.3)
Taxes on Goods & Services	12.4	10.5	1.9
Taxes on International Transactions	35.5	29.5	6.0
Non-Tax Revenues	7.7	10.4	(2.7)
Total Current Revenue	66.9	62.0	4.9





REVENUE COLLECTION BY MAJOR DIVISIONS


	July 2022 (Target) EC\$m	July 2022 (Actual) EC\$m	July 2021 (Actual) EC\$m	Variance (2022 Actual vs. 2022 Target) EC\$m	Variance (2022 Actual vs. 2021 Actual) EC\$m
Customs & Excise	30.2	35.5	29.5	5.3	6.0
Inland Revenue	24.1	24.7	22.8	0.6	1.9
Other	6.7	6.7	9.7	0.0	-3.0
Total Revenue	61.0	66.9	62.0	5.9	4.9





RECURRENT EXPENDITURE BY CATEGORY

	July 2022 Target EC\$m	July 2022 Actual EC\$m	July 2021 Actual EC\$m	Variance (2022 Actual vs 2022 Target) EC\$m	Variance (2022 Actual vs 2021 Actual) EC\$m
Employee Compensation (Wages, Salaries, Allowances & Employees Social Contributions)	25.4	24.1	23.3	-1.3	0.8
Goods & Services	11.4	11.0	12.3	-0.4	-1.3
Interest Payments	3.6	3.0	2.5	-0.6	0.5
Transfers & Subsidies	14.5	16.4	14.0	1.9	2.4
Total (Current Exp.)	54.9	54.5	52.1	-0.4	2.5



FISCAL SUMMARY

	July 2022 (Target) EC\$mn	July 2022 (Actual) EC\$mn	July 2021 (Actual) EC\$mn	Variance (2022 Actual vs 2022 Target) EC\$mn	Variance (2022 Actual vs 2021 Actual) EC\$mn
Total Revenues & Grants	77.4	73.0	76.0	-4.4	-3.0
Revenues	61.0	66.9	62.0	5.9	4.9
Grants	16.4	6.1	14.0	-10.3	-7.9
Total Expenditure (excl. Principal Repayments)	86.1	73.1	67.9	-13.0	5.2
Recurrent Expenditure	54.9	54.5	52.0	-0.4	2.5
o/w: Interest Payments	3.6	3.0	2.5	-0.6	0.5
Capital Expenditure	31.2	18.6	15.9	-12.6	2.7
Primary Balance	-5.1	2.9	10.5	8.0	-7.6
Overall Balance	-8.7	-0.1	8.0	8.6	-8.1
<i>CBI Receipts</i>		10.5	13.5	-	-3.0
<i>Government</i>		3.7	1.6	-	2.1
<i>Approved Projects</i>		4.7	8.1	-	-3.4
<i>NTF</i>		2.2	3.8	-	-1.6