



FISCAL SUMMARY

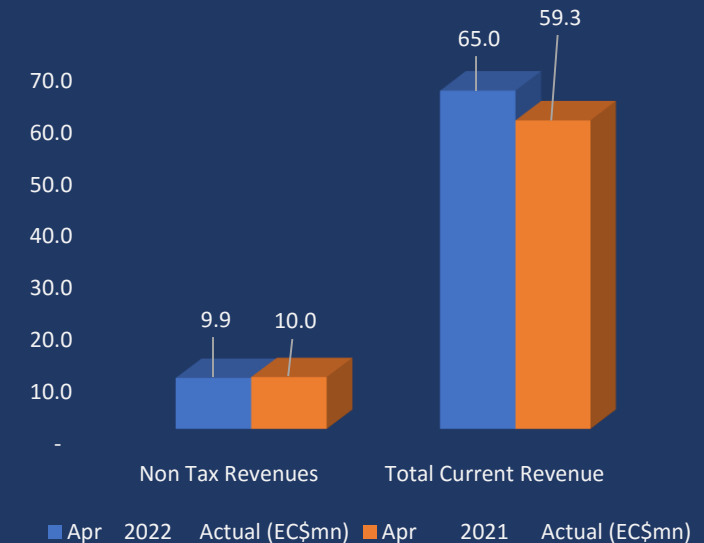
April 2022

1. Current Revenue for April 2022 was \$65.0m, which was \$9.7m more than the 2022 target and \$5.7m more than the collections for April 2021.
2. Total Grants received in April 2022 amounted to \$11.5m which was \$1.2m less than the target and \$0.8m more than the amount spent in April 2021.
3. Total Current Expenditure, excluding principal repayments for the month of April was \$49.4m, which was \$4.3m less than the \$53.7m targeted.
4. Capital Expenditure in April 2022 was \$20.3m, \$5.4m more than the amount spent in April 2021 and below the \$24.1m targeted for the month this year.
5. A primary balance (including grants) of \$9.7m was recorded for the month of April 2022, which was \$15.8m more than the month's target and \$3.0m more than the amount recorded in April 2021.
6. Principal Repayments on Debt for April 2022 was \$24.9m, while interest payments totaled \$2.9m.



REVENUE BY TAX CATEGORIES

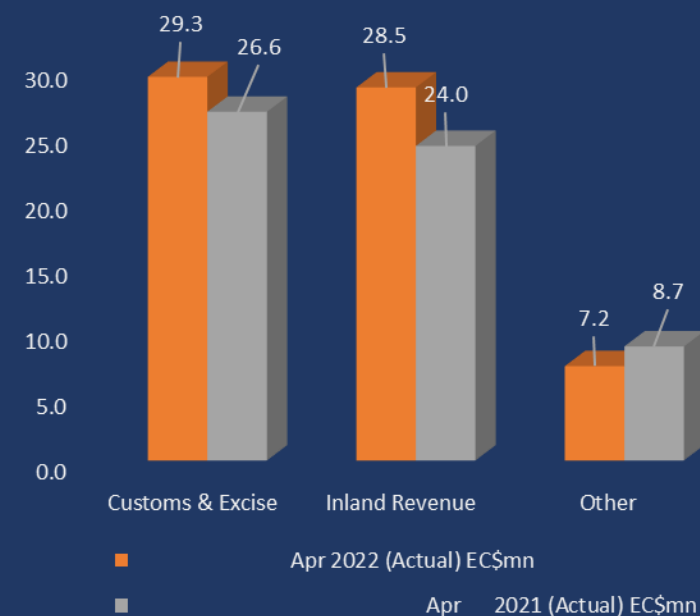
Revenue Category (Details)	Apr 2022 Actual (EC\$m)	Apr 2021 Actual (EC\$m)	Variance (EC\$m)
Taxes on Income and Profit	9.1	9.4	(0.3)
Taxes on Property	2.9	3.3	(0.4)
Taxes on Goods & Services	13.8	10.0	3.8
Taxes on International Transactions	29.3	26.6	2.7
Non-Tax Revenues	9.9	10.0	(0.1)
Total Current Revenue	65.0	59.3	5.7





REVENUE COLLECTION BY MAJOR DIVISIONS


	April 2022 (Target) EC\$m	Apr 2022 (Actual) EC\$m	Apr 2021 (Actual) EC\$m	Variance (2022 Actual vs. 2022 Target) EC\$m	Variance (2022 Actual vs. 2021 Actual) EC\$m
Customs & Excise	25.4	29.3	26.6	3.9	2.7
Inland Revenue	25.4	28.5	24.0	3.1	4.5
Other	4.5	7.2	8.7	2.7	-1.5
Total Revenue	55.3	65.0	59.3	9.7	5.7





RECURRENT EXPENDITURE BY CATEGORY

	Apr 2022 Target EC\$m	Apr 2022 Actual EC\$m	Apr 2021 Actual EC\$m	Variance (2022 Actual vs 2022 Target) EC\$m	Variance (2022 Actual vs 2021 Actual) EC\$m
Employee Compensation (Wages, Salaries, Allowances & Employees Social Contributions)	24.2	23.0	23.8	-1.2	-0.8
Goods & Services	11.1	9.6	11.2	-1.5	-1.6
Interest Payments	3.7	2.9	3.1	-0.8	-0.2
Transfers & Subsidies	14.7	14.0	13.3	-0.7	0.7
Total (Current Exp.)	53.7	49.5	51.4	-4.2	-1.9



FISCAL SUMMARY

	Apr 2022 (Target) EC\$m	Apr 2022 (Actual) EC\$m	Apr 2021 (Actual) EC\$m	Variance (2022 Actual vs 2022 Target) EC\$m	Variance (2022 Actual vs 2021 Actual) EC\$m
Total Revenues & Grants	68.0	76.5	70.0	8.5	6.5
Revenues	55.3	65.0	59.3	9.7	5.7
Grants	12.7	11.5	10.7	-1.2	0.8
Total Expenditure (excl. Principal Repayments)	77.8	69.7	66.4	-8.1	3.3
Recurrent Expenditure	53.7	49.4	51.5	-4.3	-2.1
o/w: Interest Payments	3.7	2.9	3.1	-0.8	-0.2
Capital Expenditure	24.1	20.3	14.9	-3.8	5.4
Primary Balance	-6.1	9.7	6.7	15.8	3.0
Overall Balance	-9.8	6.8	3.6	16.6	3.2
<i>CBI Receipts</i>		24.7	23.0	-	1.7
<i>Government</i>		3.5	2.3	-	1.2
<i>Approved Projects</i>		11.5	11.5	-	0.0
<i>NTF</i>		9.7	9.2	-	0.5