



# FISCAL SUMMARY

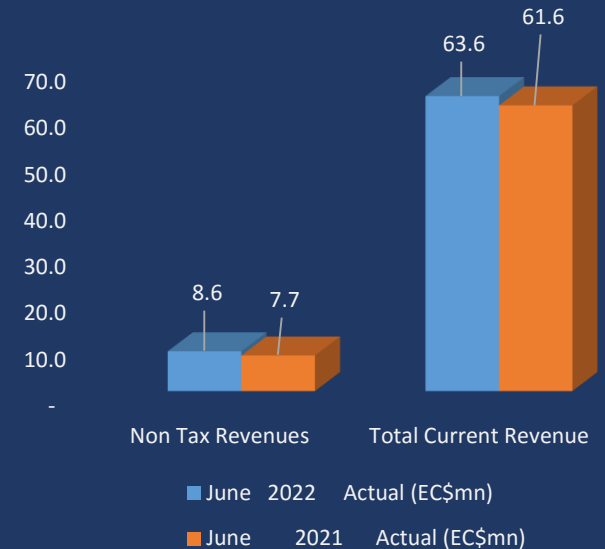
## June 2022

1. Current Revenue for June 2022 was \$63.6m, which was \$4.2m more than the 2022 target and \$2.0m more than the collections for June 2021.
2. Total Grants received in June 2022 amounted to \$13.1m which was \$3.0m more than the target and \$3.0m less than the amount spent in June 2021.
3. Total Current Expenditure, excluding principal repayments for the month of June was \$50.5m, which was \$1.6m less than the \$52.1m targeted.
4. Capital Expenditure in June 2022 was \$35.4m, \$18.1m more than the amount spent in June 2021 and above the \$19.1m targeted for the month this year.
5. A primary balance (including grants) of \$-7.0m was recorded for the month of June 2022, which was \$9.6m less than the month's target and \$17.8m less than the amount recorded in June 2021.
6. Principal Repayments on Debt for June 2022 was \$7.8m, while interest payments totaled \$2.2m.



# REVENUE BY TAX CATEGORIES

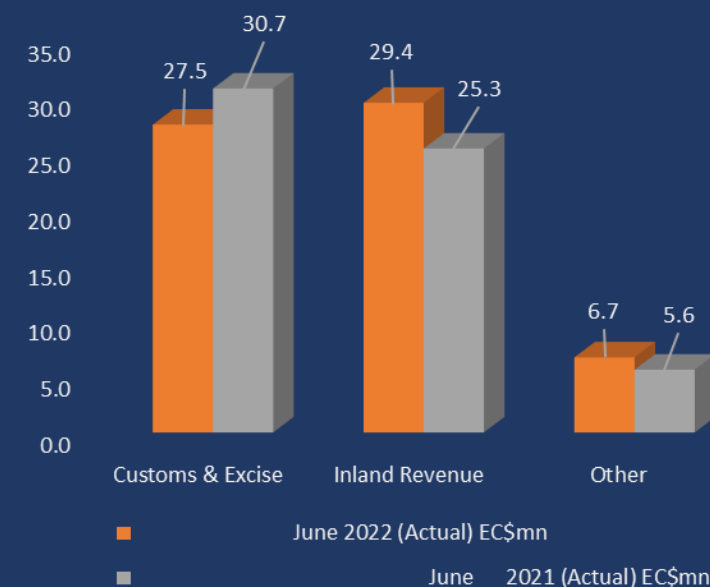
Revenue Category (Details)	June 2022 Actual (EC\$m)	June 2021 Actual (EC\$m)	Variance (EC\$m)
Taxes on Income and Profit	10.6	9.4	1.2
Taxes on Property	3.7	4.0	(0.3)
Taxes on Goods & Services	12.3	9.8	2.5
Taxes on International Transactions	28.4	30.7	(2.3)
Non-Tax Revenues	8.6	7.7	0.9
<b>Total Current Revenue</b>	<b>63.6</b>	<b>61.6</b>	<b>2.0</b>





# REVENUE COLLECTION BY MAJOR DIVISIONS


	June 2022 (Target) EC\$m	June 2022 (Actual) EC\$m	June 2021 (Actual) EC\$m	Variance (2022 Actual vs. 2022 Target) EC\$m	Variance (2022 Actual vs. 2021 Actual) EC\$m
Customs & Excise	27.4	27.5	30.7	0.1	-3.2
Inland Revenue	26.8	29.4	25.3	2.6	4.1
Other	5.2	6.7	5.6	1.5	1.1
<b>Total Revenue</b>	<b>59.4</b>	<b>63.6</b>	<b>61.6</b>	<b>4.2</b>	<b>2.0</b>





# RECURRENT EXPENDITURE BY CATEGORY

	June 2022 Target EC\$m	June 2022 Actual EC\$m	June 2021 Actual EC\$m	Variance (2022 Actual vs 2022 Target) EC\$m	Variance (2022 Actual vs 2021 Actual) EC\$m
Employee Compensation (Wages, Salaries, Allowances & Employees Social Contributions )	24.1	23.0	24.1	-1.1	-1.1
Goods & Services	9.5	10.0	14.0	0.5	-4.0
Interest Payments	4.3	2.2	2.4	-2.1	-0.2
Transfers & Subsidies	14.2	15.3	11.6	1.1	3.7
<b>Total (Current Exp.)</b>	<b>52.1</b>	<b>50.5</b>	<b>52.1</b>	<b>-1.6</b>	<b>-1.6</b>



# FISCAL SUMMARY

	June 2022 (Target) EC\$m	June 2022 (Actual) EC\$m	June 2021 (Actual) EC\$m	Variance (2022 Actual vs 2022 Target) EC\$m	Variance (2022 Actual vs 2021 Actual) EC\$m
<b>Total Revenues &amp; Grants</b>	<b>69.5</b>	<b>76.7</b>	<b>77.7</b>	<b>7.2</b>	<b>-1.0</b>
Revenues	59.4	63.6	61.6	4.2	2.0
Grants	10.1	13.1	16.1	3.0	-3.0
<b>Total Expenditure (excl. Principal Repayments)</b>	<b>71.2</b>	<b>85.9</b>	<b>69.3</b>	<b>14.7</b>	<b>16.6</b>
Recurrent Expenditure	52.1	50.5	52.0	-1.6	-1.5
o/w: Interest Payments	4.3	2.2	2.4	-2.1	-0.2
Capital Expenditure	19.1	35.4	17.3	16.3	18.1
<b>Primary Balance</b>	<b>2.6</b>	<b>-7.0</b>	<b>10.8</b>	<b>-9.6</b>	<b>-17.8</b>
<b>Overall Balance</b>	<b>-1.7</b>	<b>-9.2</b>	<b>8.4</b>	<b>-7.5</b>	<b>-17.6</b>
<i>CBI Receipts</i>		<b>25.7</b>	<b>6.4</b>	-	<b>19.3</b>
<i>Government</i>		<b>4.5</b>	<b>0.5</b>	-	<b>4.0</b>
<i>Approved Projects</i>		<b>16.9</b>	<b>2.7</b>	-	<b>14.2</b>
<i>NTF</i>		<b>4.3</b>	<b>3.2</b>	-	<b>1.1</b>