



FISCAL SUMMARY

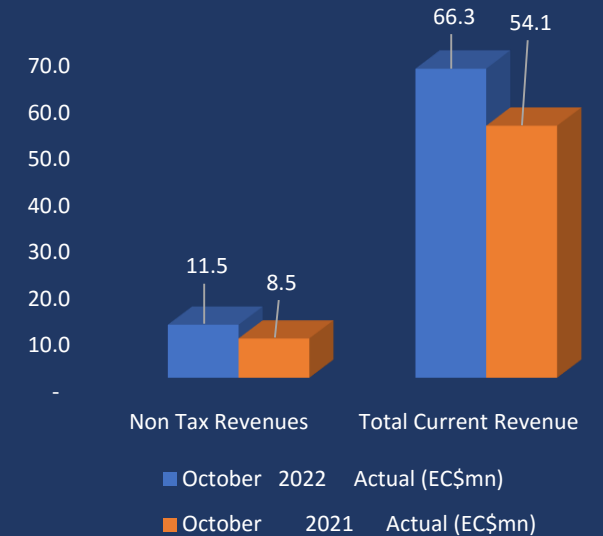
October 2022

1. Current Revenue for October 2022 was \$66.3m, which was \$10.9m more than the 2022 target and \$12.2m more than the collections for October 2021.
2. Total Grants received in October 2022 amounted to \$4.2m which was \$13.5m less than the target and \$10.6m less than the amount spent in October 2021.
3. Total Current Expenditure, excluding principal repayments for the month of October was \$55.0m, which was \$0.8m less than the \$55.8m targeted.
4. Capital Expenditure in October 2022 was \$20.4m, \$21.9m less than the amount spent in October 2021 and below the \$33.7m targeted for the month this year.
5. A primary balance (including grants) of \$-1.9m was recorded for the month of October 2022, which was \$11.5m more than the month's target and \$27.8m more than the amount recorded in October 2021. This represents a vast improvement in relation to target and amount recorded same time last year.
6. Principal Repayments on Debt for October 2022 was \$45.8m, while interest payments totaled \$3.0m.



REVENUE BY TAX CATEGORIES

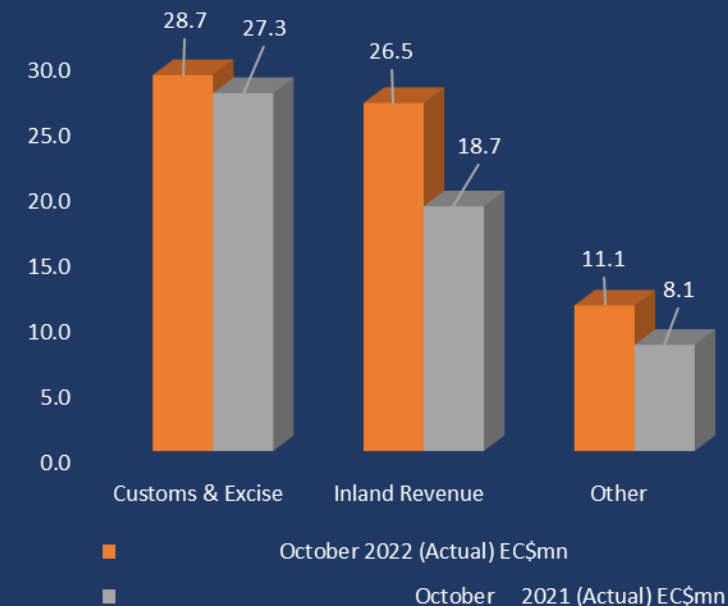
Revenue Category (Details)	October 2022 Actual (EC\$m)	October 2021 Actual (EC\$m)	Variance (EC\$m)
Taxes on Income and Profit	11.5	8.3	3.2
Taxes on Property	1.0	0.9	0.1
Taxes on Goods & Services	13.6	9.1	4.5
Taxes on International Transactions	28.7	27.3	1.4
Non-Tax Revenues	11.5	8.5	3.0
Total Current Revenue	66.3	54.1	12.2





REVENUE COLLECTION BY MAJOR DIVISIONS


	October 2022 (Target) EC\$mn	October 2022 (Actual) EC\$mn	October 2021 (Actual) EC\$mn	Variance (2022 Actual vs. 2022 Target) EC\$mn	Variance (2022 Actual vs. 2021 Actual) EC\$mn
Customs & Excise	30.0	28.7	27.3	-1.3	1.4
Inland Revenue	19.8	26.5	18.7	6.7	7.8
Other	5.6	11.1	8.1	5.5	3.0
Total Revenue	55.4	66.3	54.1	10.9	12.2





RECURRENT EXPENDITURE BY CATEGORY

	October 2022 Target EC\$m	October 2022 Actual EC\$m	October 2021 Actual EC\$m	Variance (2022 Actual vs 2022 Target) EC\$m	Variance (2022 Actual vs 2021 Actual) EC\$m
Employee Compensation (Wages, Salaries, Allowances & Employees Social Contributions)	24.1	22.7	25.9	-1.4	-3.2
Goods & Services	13.2	10.5	14.7	(2.7)	-4.2
Interest Payments	4.1	3.0	3.1	-1.1	-0.1
Transfers & Subsidies	14.3	18.7	15.6	4.4	3.1
Total (Current Exp.)	55.7	54.9	59.3	-0.8	-4.4



FISCAL SUMMARY

	October 2022 (Target) EC\$mn	October 2022 (Actual) EC\$mn	October 2021 (Actual) EC\$mn	Variance (2022 Actual vs 2022 Target) EC\$mn	Variance (2022 Actual vs 2021 Actual) EC\$mn
Total Revenues & Grants	73.1	70.5	68.9	-2.6	1.6
Revenues	55.4	66.3	54.1	10.9	12.2
Grants	17.7	4.2	14.8	-13.5	-10.6
Total Expenditure (excl. Principal Repayments)	89.5	75.4	101.6	-14.1	-26.2
Recurrent Expenditure	55.8	55.0	59.3	-0.8	-4.3
o/w: Interest Payments	4.1	3.0	3.1	-1.1	-0.1
Capital Expenditure	33.7	20.4	42.3	-13.3	-21.9
Primary Balance	-12.3	-1.9	-29.6	10.4	27.7
Overall Balance	-16.4	-4.9	-32.7	11.5	27.8
<i>CBI Receipts</i>		41.8	26.7	-	15.1
<i>Government</i>		8.2	3.6	-	4.6
<i>Approved Projects</i>		30.4	18.2	-	12.2
<i>NTF</i>		3.2	4.9	-	-1.7