



FISCAL SUMMARY

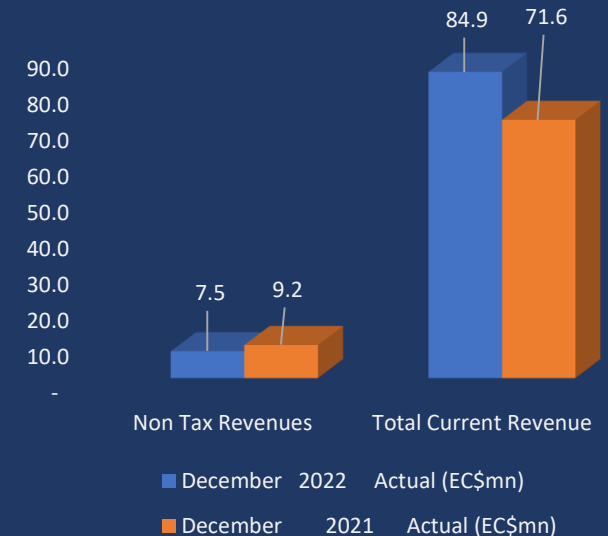
December 2022

1. Current Revenue for December 2022 was \$84.9m, which was \$17.8m more than the 2022 target and \$13.3m more than the collections for December 2021.
2. Total Grants received in December 2022 amounted to \$8.7m which was \$14.0m less than the target and \$32.3m less than the amount spent in December 2021.
3. Total Current Expenditure, excluding principal repayments for the month of December was \$55.9m, which was \$9.4m more than the \$46.5m targeted.
4. Capital Expenditure in December 2022 was \$41.6m, \$5.1m more than the amount spent in December 2021 and below the \$43.2m targeted for the month this year.
5. A primary balance (including grants) of \$-1.0m was recorded for the month of December 2022, which was \$6.8m less than the month's target and \$3.9m less than the amount recorded in December 2021.
6. Principal Repayments on Debt for December 2022 was \$26.0m, while interest payments totaled \$2.9m.



REVENUE BY TAX CATEGORIES

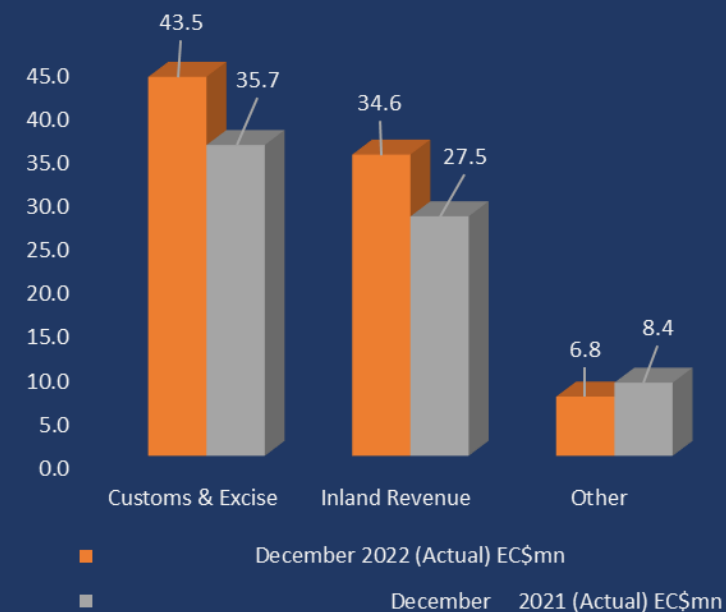
Revenue Category (Details)	December 2022 Actual (EC\$mn)	December 2021 Actual (EC\$mn)	Variance (EC\$mn)
Taxes on Income and Profit	16.9	12.8	4.1
Taxes on Property	1.5	1.8	(0.3)
Taxes on Goods & Services	15.5	12.1	3.4
Taxes on International Transactions	43.5	35.7	7.8
Non-Tax Revenues	7.5	9.2	(1.7)
Total Current Revenue	84.9	71.6	13.3





REVENUE COLLECTION BY MAJOR DIVISIONS


	December 2022 (Target) EC\$m	December 2022 (Actual) EC\$m	December 2021 (Actual) EC\$m	Variance (2022 Actual vs. 2022 Target) EC\$m	Variance (2022 Actual vs. 2021 Actual) EC\$m
Customs & Excise	34.0	43.5	35.7	9.5	7.8
Inland Revenue	29.0	34.6	27.5	5.6	7.1
Other	4.1	6.8	8.4	2.7	-1.6
Total Revenue	67.1	84.9	71.6	17.8	13.3





RECURRENT EXPENDITURE BY CATEGORY

	December 2022 Target EC\$m	December 2022 Actual EC\$m	December 2021 Actual EC\$m	Variance (2022 Actual vs 2022 Target) EC\$m	Variance (2022 Actual vs 2021 Actual) EC\$m
Employee Compensation (Wages, Salaries, Allowances & Employees Social Contributions)	20.2	23.0	42.7	2.8	-19.7
Goods & Services	7.0	9.1	11.1	2.1	-2.0
Interest Payments	5.7	2.9	2.9	-2.8	0.0
Transfers & Subsidies	13.6	20.8	19.4	7.2	1.4
Total (Current Exp.)	46.5	55.8	76.1	9.3	-20.3



FISCAL SUMMARY

	December 2022 (Target) EC\$mn	December 2022 (Actual) EC\$mn	December 2021 (Actual) EC\$mn	Variance (2022 Actual vs 2022 Target) EC\$mn	Variance (2022 Actual vs 2021 Actual) EC\$mn
Total Revenues & Grants	89.8	93.6	112.6	3.8	-19.0
Revenues	67.1	84.9	71.6	17.8	13.3
Grants	22.7	8.7	41.0	-14.0	-32.3
Total Expenditure (excl. Principal Repayments)	89.7	97.5	112.6	7.8	-15.1
Recurrent Expenditure	46.5	55.9	76.1	9.4	-20.2
o/w: Interest Payments	5.7	2.9	2.9	-2.8	0.0
Capital Expenditure	43.2	41.6	36.5	-1.6	5.1
Primary Balance	5.8	-1.0	2.9	-6.8	-3.9
Overall Balance	0.1	-3.9	0.0	-4.0	-3.9
<i>CBI Receipts</i>		13.2	22.9	-	-9.7
<i>Government</i>		3.6	2.8	-	0.8
<i>Approved Projects</i>		7.4	14.2	-	-6.8
<i>NTF</i>		2.2	5.9	-	-3.7